



ಬೃಹತ್ ಬೆಂಗಳೂರು ಮಹಾನಗರ ಪಾಲಿಕೆ
Bruhat Bengaluru Mahanagara Palike



BBMP COVID-19 WAR ROOM 05.01.2023

BBMP / COVID-19 WAR ROOM / BULLETIN – 1018/ 05.01.2023 / #BBMPfightsCOVID19



OVERVIEW OF COVID-19 IN BENGALURU

CASE TRENDS ACTIVE CASES **214**

Confirmed Cases

39

18,76,903[#]

Recovered Cases

91

18,59,698[#]

Death Cases

0

16,991[#]



HOSPITALIZATION

2

ICU – V

-

ICU

-

HDU

-

General

2

INCLUDES GOVT. QUOTA AND PRIVATE WALK-IN HOSPITALIZATION



VACCINATION

2,221

2,05,33,285[#]

First Dose

251

96,82,720[#]

Second Dose

143

94,87,295[#]

Precaution Dose

1,827

13,63,270[#]



TRIAGING

MTU

3

Tele Triage

33



ACTIVE CZs

0

MCZs (< 5 cases)

0

Clusters (> 5 cases)

0



TESTING

5,205

3,20,60,632[#]

RAT

1,317

RTPCR

3,888

Positivity :0.56%

*FOR LAST 7 DAYS

: indicates cumulative numbers till date



ABSTRACT OF COVID-19 SCENARIO IN BENGALURU

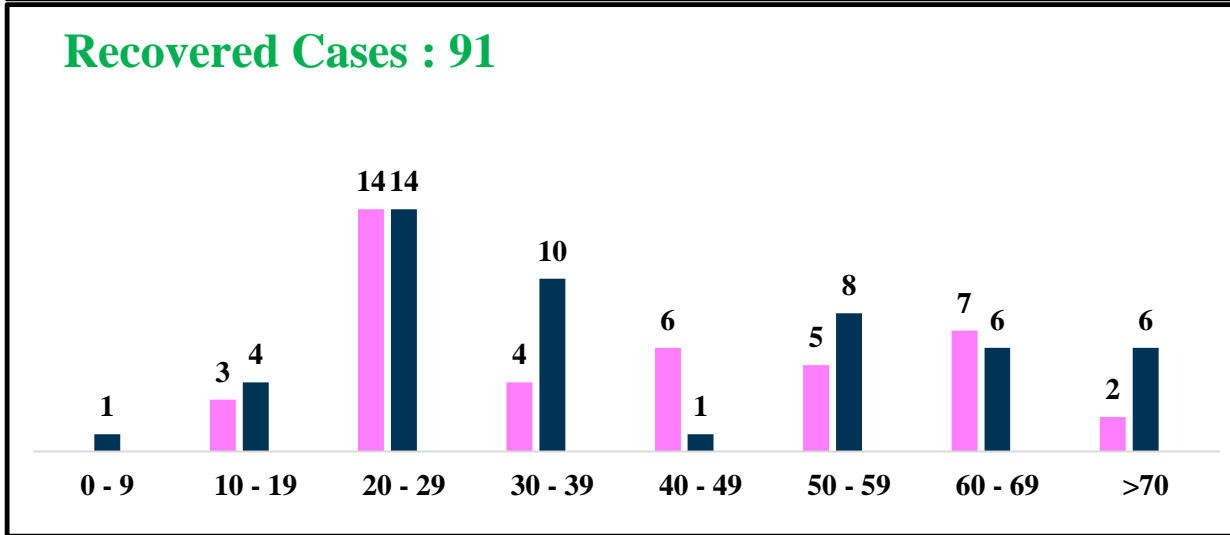
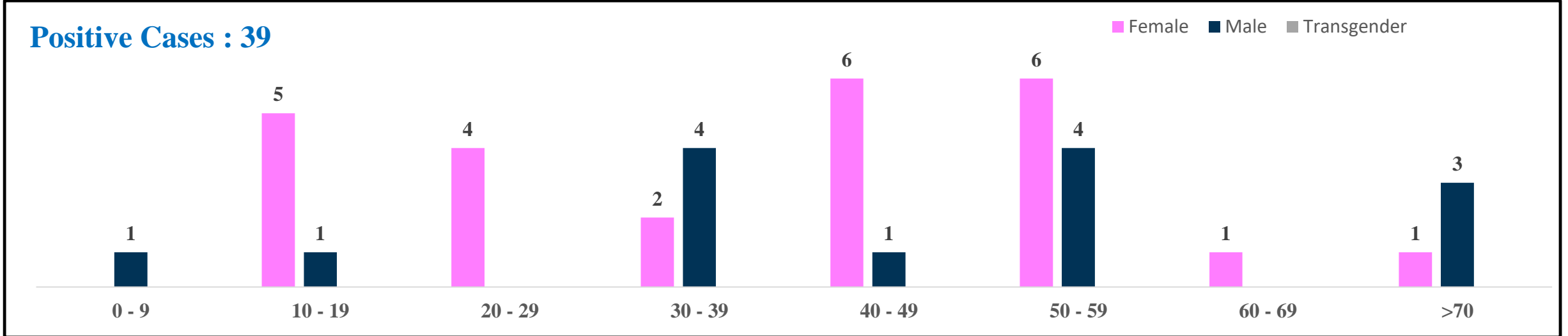


	MALE			FEMALE			TRANSGENDER			TOTAL		
	Last 24 Hours	Last 7 Days	Cumulative	Last 24 Hours	Last 7 Days	Cumulative	Last 24 Hours	Last 7 Days	Cumulative	Last 24 Hours	Last 7 Days	Cumulative
Positive Cases	14	108	11,06,722	25	83	7,69,985	0	0	196	39	191	18,76,903
Recovered Cases	50	163	10,94,274	41	120	7,64,294	0	0	187	91	283	18,59,698
Death Cases	0	0	10,761	0	0	6,226	0	0	4	0	0	16,991
Total Tests Done	In Last 24 hrs. : 5,205			In last 7 days : 34,229			Cumulative : 3,20,60,632					
Vaccine Doses Administered	In Last 24 hrs. : 2,221			In last 7 days : 15,279			Cumulative : 2,05,33,285					
ACTIVE CASES									214			

*Covid deaths occurred today : 00 | Covid deaths occurred beyond last 24hrs., reported today : 00



LAST 24 HOURS AGE GROUP AND GENDER WISE DISTRIBUTION

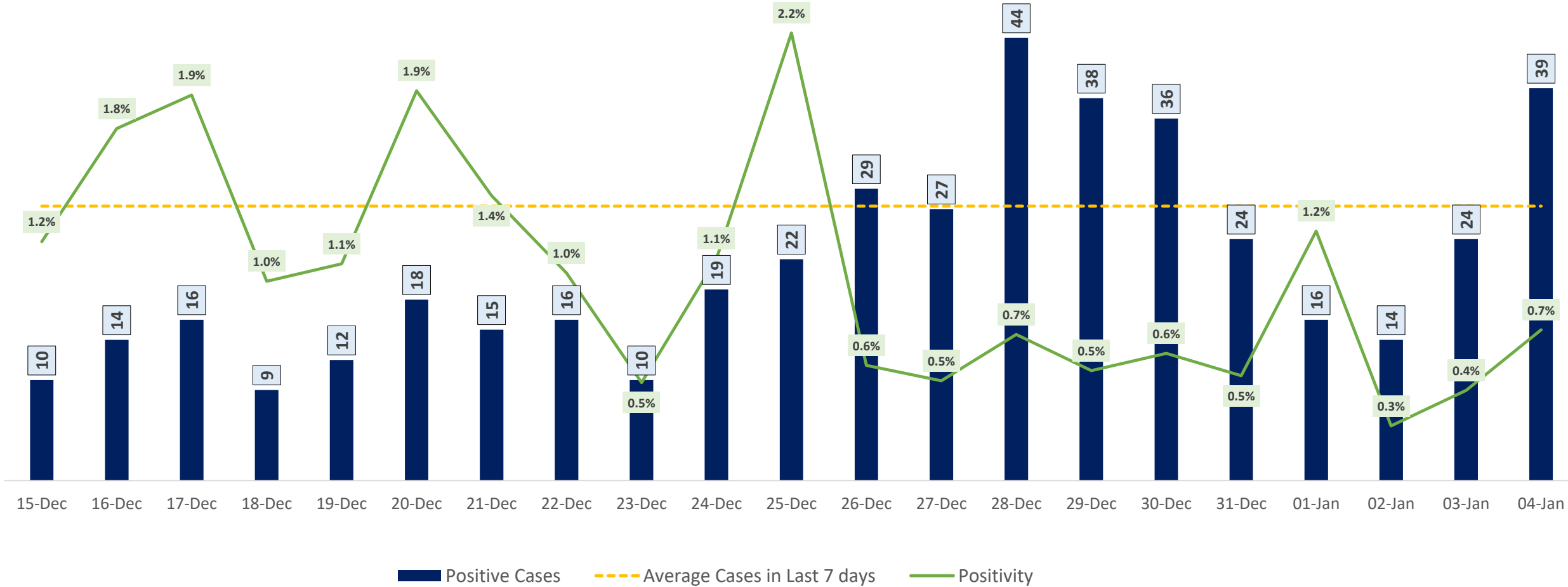




POSITIVITY RATE OF BENGALURU – LAST 21 DAYS



Average Cases in Last 7 days : 27

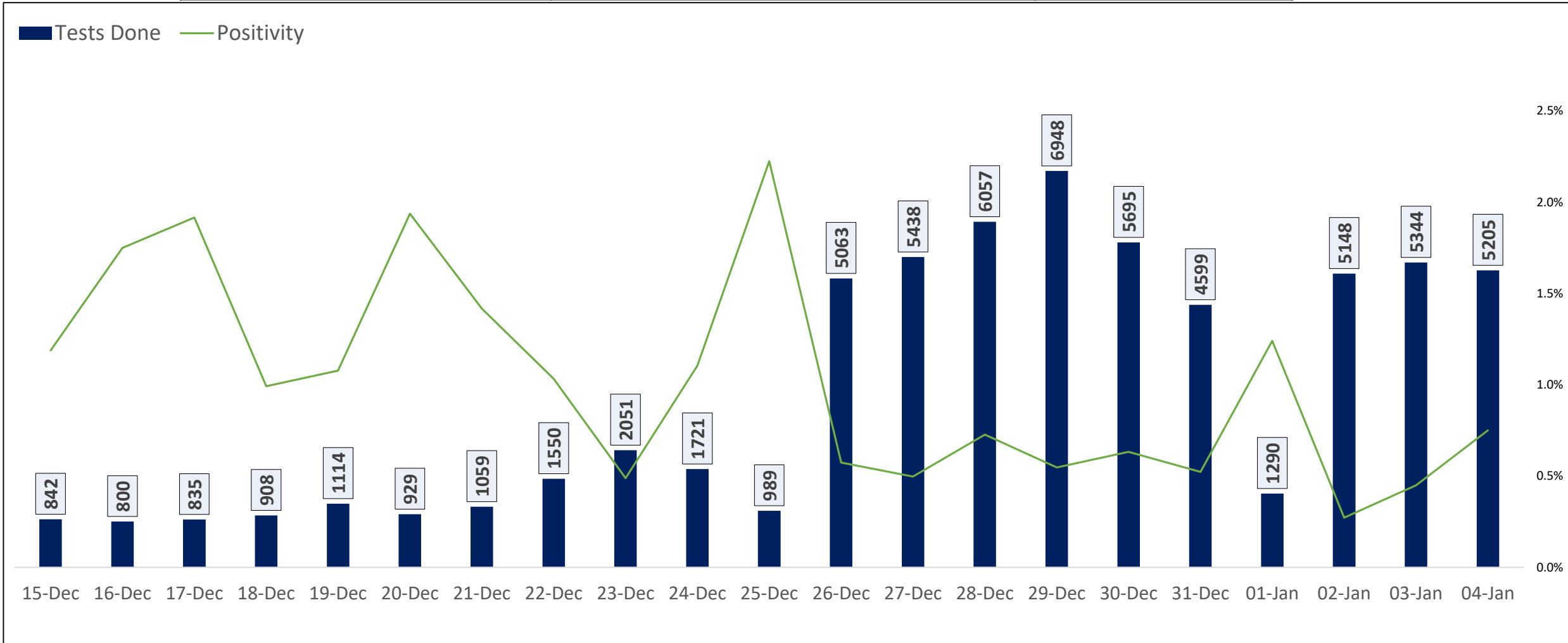




TESTING TRENDS IN BENGALURU

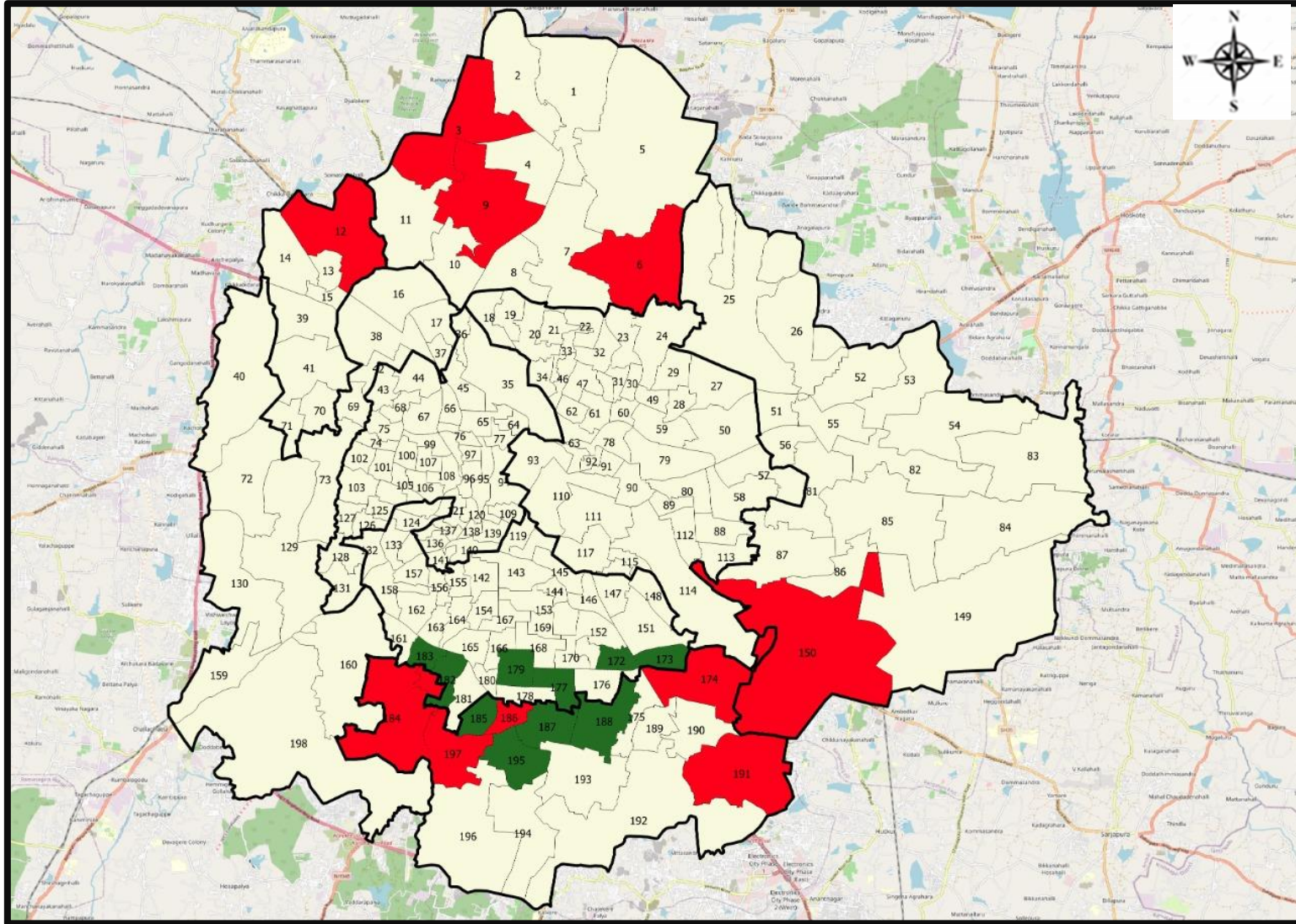


Total Test Conducted Till Date	Test Conducted Last 24 hours	Last 7 Days Average
3,20,60,632	5,205	4,890





BENGALURU URBAN MAP SHOWING TREND OF POSITIVE CASES IN LAST 7 DAYS



Top 10 wards reporting highest number of positive cases in last 10 days

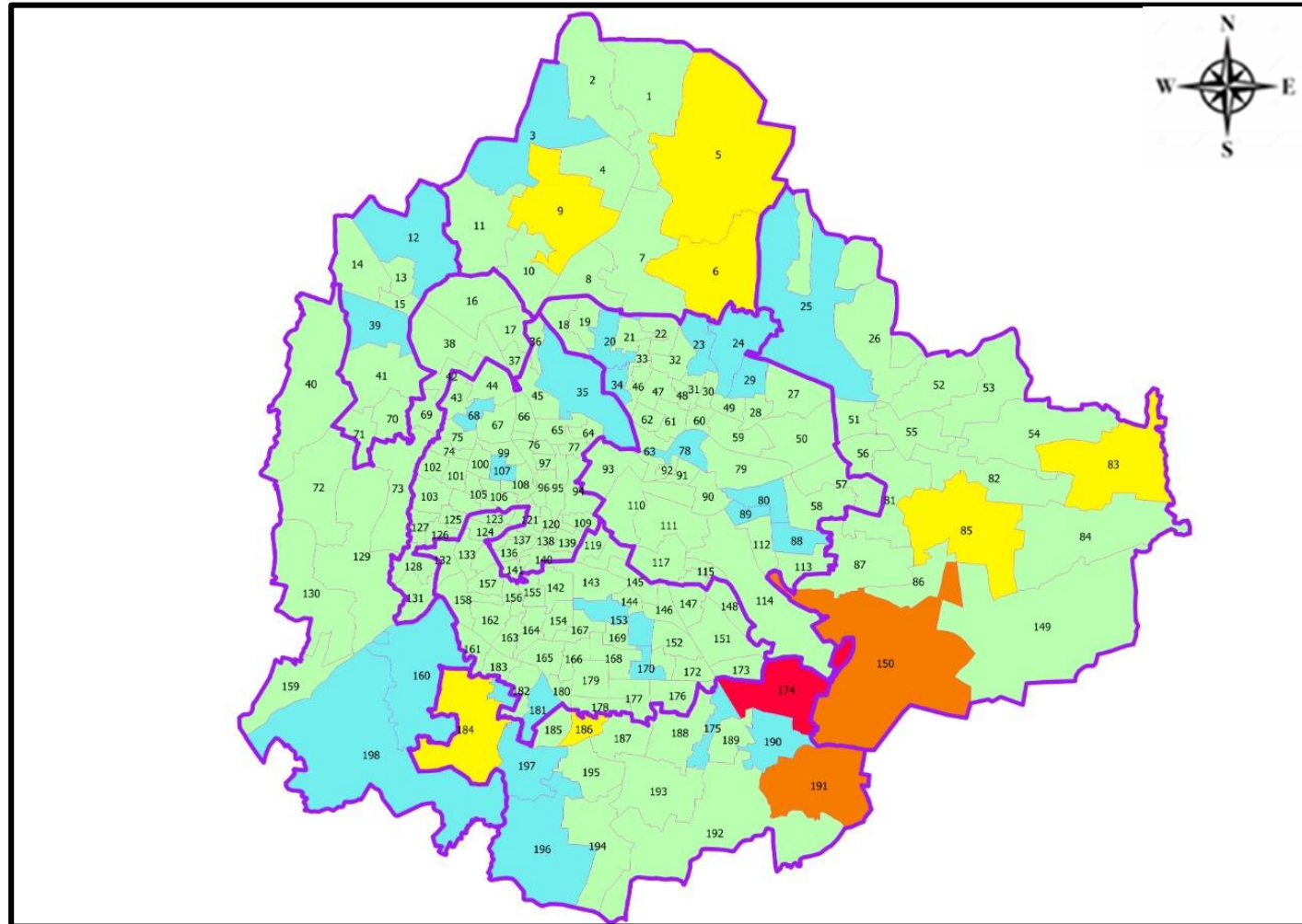
Ward No.	Ward Name	Daily Cases Average
174	HSR Layout	2
150	Bellanduru	2
184	Uttarahalli	1
12	Shettihalli	1
186	Jaraganahalli	1
191	Singasandra	1
197	Vasanthpura	1
3	Atturu	1
6	Thanisandra	1
9	Vidyaranyapura	1







Top 10 wards reporting least number of positive cases in last 7 days

Ward No.	Ward Name	Daily Cases Average
195	Konanakunte	0
188	Bilekhali	0
187	Puttenahalli	0
185	Yelchenahalli	0
183	Chikkalsandra	0
182	Padmanabha Nagar	0
179	Shakambari Nagar	0
177	J P Nagar	0
173	Jakkasandra	0
172	Madivala	0



BENGALURU MAP SHOWING INTENSITY OF POSITIVE CASES IN LAST 7 DAYS



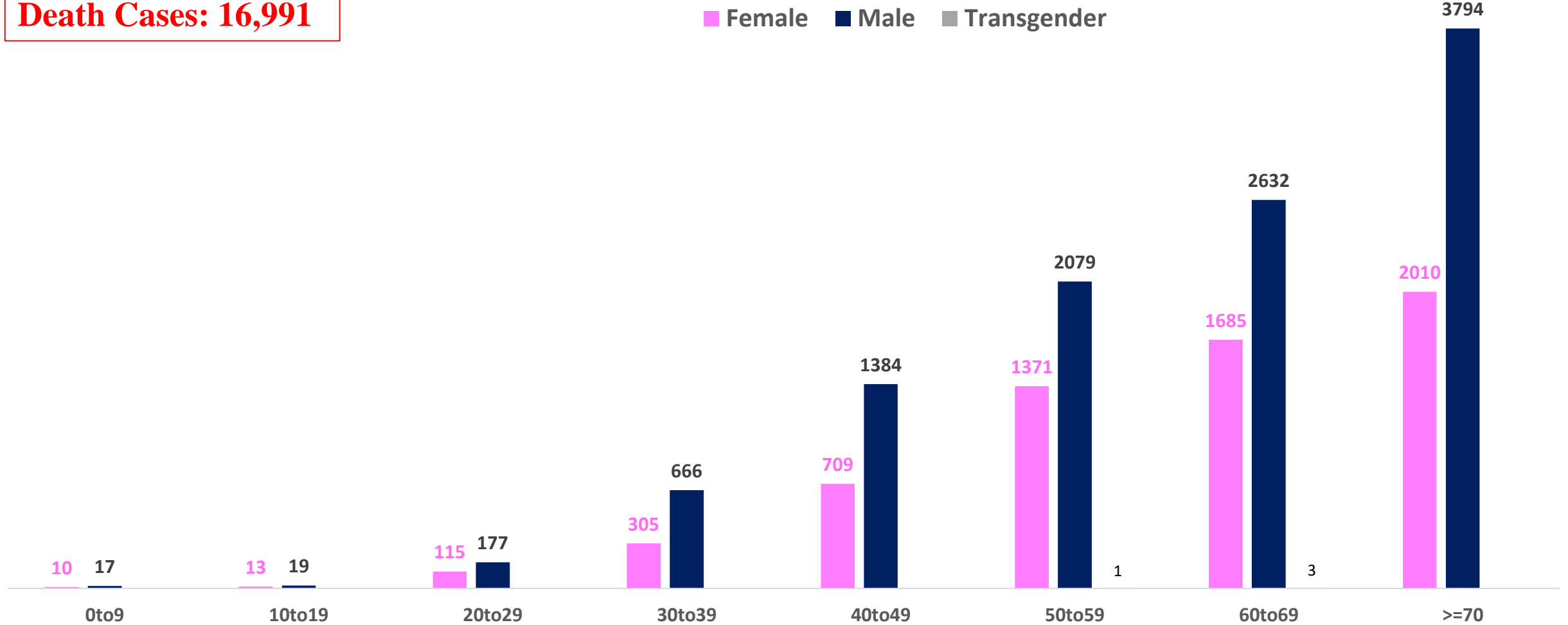
-  Level 1 : 0 to 1 Cases
-  Level 2 : 1 to 3 Cases
-  Level 3 : 3 to 5 Cases
-  Level 4 : 5 to 10 Cases
-  Level 5 : More than 10 Cases
-  Zone Boundaries



AGE AND GENDER WISE DISTRIBUTION OF DEATH CASES



Death Cases: 16,991





COVID-19 SCENARIO IN BENGALURU AND OTHER METROPOLITAN CITIES



CITY NAME	Positive Cases	Active Cases	Recovered	Deceased	Vaccine Doses Administered
New Delhi	20,07,244	34	19,80,689	26,521	3,73,17,328
Bengaluru*	18,76,903	214	18,59,698	16,991	2,37,78,980
Mumbai	11,54,210	29	11,34,435	19,746	2,21,34,555
Chennai	7,93,203	24	7,84,108	9,071	1,13,96,462

Source : <https://dashboard.cowin.gov.in/> at 5:00pm (05.01.2023)
Source : <https://www.covid19bharat.org/> at 5:00pm (05.01.2023)

*includes BBMP & Bengaluru Urban



SNAPSHOT OF COVID-19 CASES IN BENGALURU URBAN



**Total Wards With
0 Cases* :
103**

**Tests Conducted
on 04.01.2023:
5,205**

**Recovery
Rate*:
99.08%**

**Total
Active Cases :
214**

**Total Vaccinated
on 04.01.2023:
2,221**

**Positivity
Rate* :
0.56%**

**Active
Rate*:
0.01%**

**Case
Fatality Rate* :
0.00%**





*Total positive cases In the past 7 days

*CFR and positivity is for Past 7 days



ಬೃಹತ್ ಬೆಂಗಳೂರು ಮಹಾನಗರ ಪಾಲಿಕೆ
Bruhat Bengaluru Mahanagara Palike



Download BBMP Bulletin	https://apps.bbmpgov.in/covid19/mediabulletin.php
To register for vaccination :	https://selfregistration.cowin.gov.in/
BBMP COVID19 Dashboard:	https://apps.bbmpgov.in/covid19/
Follow us on:	 www.facebook.com/bbmp.comm1/
	 twitter.com/BBMPCOMM
	  BBMPSplHealth

Issued by:


Honorable Chief Commissioner, BBMP
Special Commissioner Health & IT, BBMP
MD, Bengaluru Smart City Limited

THANK YOU !

ಬೃಹತ್ ಬೆಂಗಳೂರು ಮಹಾನಗರ ಪಾಲಿಕೆ
Bruhat Bengaluru Mahanagara Palike

Stay Safe from COVID-19 Virus

 **Wear Mask**

Wash Hands Regularly 

 **Maintain Social Distance**

Get Vaccinated 

For more information around COVID-19 call the BBMP helpline number 1533

